

Hajj Step by Step

◆ by Shaykh Muhammad ibn Sâlih
al-'Uthaymeen



◆ & The Permanent
Committee of
Islamic Research and
Fatwaa.



https://telegram.me/rasael_amaratia1



Hajj Step by Step

Hajj: The pilgrimage which every able Muslim must make to Makkah once in their lifetime.

1

Worship is only acceptable if it meets the following two conditions:

1. One devotes it to Allah alone, desiring the Hereafter (Ikhlaas).
2. One follows the Prophet's - ﷺ - example, in words and deeds.

This cannot be accomplished except through knowledge of the Sunnah.



: How to Perform the Rituals of

Hajj, 'Umrah and Visiting the Prophet's Masjid

▪ by Shaykh Muhammad ibn Sâlih al-'Uthaymeen [d. 1421 h].





2



https://telegram.me/rasael_amaratia1

Hajj Step by Step

There are three forms of Hajj:

- 1) **Tamattu'**: This type of Hajj is one in which a person performs an 'Umrah and then a Hajj, both separately.
- 2) **Ifraad**: This type of Hajj is one in which a person performs a Hajj only without an 'Umrah.
- 3) **Qiraan**: This type of Hajj is one in which a person combines the rituals of Hajj and 'Umrah, not performing each one separately.



: How to Perform the Rituals of
Hajj, 'Umrah and Visiting the Prophet's Masjid

• by Shaykh Muhammad ibn Sâlih al-'Uthaymeen [d. 1421 h].





Hajj Step by Step

Forms of Hajj (a): Tamattu'

During the months of Hajj, a pilgrim wears the Ihraam (1) making his intention for 'Umrah (2) only.

He proceeds to Makkah and makes Tawaaf and Sa'yi for 'Umrah.


He then shaves or clips his hair.

On the day of Tarwiyah, which is the eighth of Dhul-Hijjah, he wears his Ihraam again but this time making the intention for Hajj only, and then he carries out all of its requirements.

(1) Ihraam: the state in which pilgrims enter, upon which certain things become prohibited for them.

Many times, as here, the word is used to denote the clothing worn when performing Hajj or 'Umrah.

(2) Umrah: Minor Hajj: the combination of Tawaaf and Sa'yi.



: How to Perform the Rituals of

Hajj, 'Umrah and Visiting the Prophet's Masjid

• by Shaykh Muhammad ibn Sâlih al-'Uthaymeen [d. 1421 h].

3



https://telegram.me/rasael_emaratia1





Hajj Step by Step

Forms of Hajj

(b): Ifraad

A pilgrim wears the Ihraam, making his intention for Hajj only.

4

He proceeds to Makkah and performs Tawaaf for his arrival(1) and Sa'yi for Hajj.

He does not shave or clip his hair as he does not disengage from Ihraam. Instead, he remains in Ihraam till he stones Jamrah al-'Aqabah(2) on the day of 'Eid.

It is permissible for him to postpone his Sa'yi of Hajj until after his Tawaaf of Hajj.

(1): 'Tawaaf-ul-Qudoom', the Tawaaf performed when one first reaches Makkah. It is not obligatory.

(2): Jamrah: the structure at which one throws stones in Minaa.



How to Perform the Rituals of

Hajj, 'Umrah and Visiting the Prophet's Masjid

▪ by Shaykh Muhammad ibn Sâlih al-'Uthaymeen [d. 1421 h].





Hajj Step by Step

Forms of Hajj

(C): Qiraan

5

A pilgrim wears the Ihraam, making his intention for both 'Umrah and Hajj, or he may make intention for 'Umrah only, then makes the intention for Hajj only, and then adds the intention for Hajj before the Tawaaf of Hajj (Ifaadah).

The obligations on one performing Ifraad are the same as those performing Qiraan, except that the latter must slaughter whereas the former is not obligated to do so.



How to Perform the Rituals of

Hajj, 'Umrah and Visiting the Prophet's Masjid

• by Shaykh Muhammad ibn Sâlih al-'Uthaymeen [d. 1421 h].



Hajj Step by Step

Forms of Hajj

The best of the three forms is Tamattu'.

It is the form that the Prophet (ﷺ) encouraged his followers to perform.

Even if a pilgrim makes intentions to perform Qiraan or Ifraad, he is allowed to change his intentions to Tamattu'; he can do this even after he has performed Tawaaf and Sa'yi.

When the Prophet (ﷺ) performed Tawaaf and Sa'yi during the year of the Farewell Hajj with his companions, he ordered all those who had not brought sacrificial animals to change their intentions for Hajj to intentions for 'Umrah, cut their hair, and disengage from their Ihraam till Hajj. He said:

"If I hadn't brought the sacrificial animal, I'd have done what I've ordered you to do."



How to Perform the Rituals of

Hajj, 'Umrah and Visiting the Prophet's Masjid

• by Shaykh Muhammad ibn Sâlih al-'Uthaymeen [d. 1421 h].

6



https://telegram.me/rasael_amaratia1





Hajj Step by Step

The Performance of the 'Umrah (1)

-When you reach the prescribed station (Meeqaat), the Sunnah is that you clean yourself,
- wash the whole of your body, and apply some perfume to your body but not your garments of Ihraam.

-Males should then put on the two- piece garment of Ihraam(1) which should preferably be of white cloth.

As for a woman,

-she may wear any clothes she likes as long as they do not display her adornments, nor make her resemble men, or resemble the clothes of unbelieving women.

Then make your intention to perform 'Umrah by saying:
"Labbayka 'Umrah." "I answer your call with 'Umrah"

And then say the Talbiyah:

☆"Labbayk Allahumma labbayk. Labbayk la shareeka laka labbayk.

Innal hamda wan ni'mata laka wal mulk. La shareeka lak."

☆"Here I am at Your service O Lord, here I am. Here I am. There is no partner to You.

Here I am. Truly, all praise and favour is Yours, as well as all Dominion. There is no partner to You."

(1): The garments of Ihraam constitute an izaar, which is a cloth wrapped around the lower part of the body, and a ridaa', a cloth which is wrapped around the upper part of the body.



A Guide to Hajj, 'Umrah and Visiting the Prophet's (ﷺ) Mosque.

The Permanent Committee of Islamic Research and Fatwaa.

7



https://telegram.me/rasael_amaratia1





Hajj Step by Step

The Performance of the 'Umrah (2)

After that you should avoid all the restrictions of Ihraam:

- a.** You should not cause the loss of any of your hair or nails. A prick by a thorn and the like is unobjectionable, even if there is bleeding.
- b.** You should not perfume yourself, your clothing, your food or your drink after entering Ihraam. You should also abstain from cleansing yourself with scented soap. There is no harm in what remains of the effect of perfume used prior to Ihraam.
- c.** You should not touch, kiss, etc. Your spouse out of passion and, even greater, should not have sexual intercourse.
- d.** You should not be wed or propose to a woman for yourself or others.
- f.** You should not wear gloves, although there is no harm in wrapping the hands in cloth.

This ruling applies for both men and women.



How to Perform the Rituals of

Hajj, 'Umrah and Visiting the Prophet's Masjid

▪ by Shaykh Muhammad ibn Sâlih al-'Uthaymeen [d. 1421 h].

8



https://telegram.me/rasael_emaratia1



Hajj Step by Step

The Performance of the 'Umrah (3)

📌 The restrictions of Ihraam:

■ The following pertains specifically to men:

- a) He may not cover his head with something that touches it, although there is no harm in the use of an umbrella, the roof of a car or tent for shade. There is also no harm in carrying his baggage on top of his head.
- b) He cannot wear a shirt, turban, hooded cloak, trousers, or shoes or socks above the ankle. Only if he is unable to obtain an Izaar or sandals, he can wear trousers or shoes.

It is permissible for him to cleanse himself with unscented cleansers and to wash and scratch his head and body, even if some of his hair falls unintentionally. In such a case, he need not offer expiation.



How to Perform the Rituals of

Hajj, 'Umrah and Visiting the Prophet's Masjid

• by Shaykh Muhammad ibn Sâlih al-'Uthaymeen [d. 1421 h].

9

https://telegram.me/rasael_amaratia1



Hajj Step by Step

The Performance of the 'Umrah (4)

The restrictions of Ihraam:

A woman may not wear a niqaab (veil) or burqa'. She may cover her face with anything other than a niqaab, burqa' or its likes, such as a piece of cloth which falls from her head over her face, even if it may touch her face, contrary to common belief.

The Sunnah is for her to uncover her face except if men not related to her might see her, in which case it is obligatory for her to cover her face during Ihraam and otherwise.



How to Perform the Rituals of

Hajj, 'Umrah and Visiting the Prophet's Masjid

• by Shaykh Muhammad ibn Sâlih al-'Uthaymeen [d. 1421 h].

10



https://telegram.me/rasael_amaratia1





Hajj Step by Step

The Performance of the 'Umrah (5)

When you reach Makkah, make the seven circuits (Tawaaf) around the Ka'bah, beginning at the Black Stone with Takbeer (utterance of Allahu Akbar), and ending each circuit at the same place. While making your Tawaaf, invoke Allah much and make supplications to Him in any words you please as long as they are acceptable in the shari'ah.

It is Sunnah when you reach the place between the Yamani Corner and the Black Stone in each circuit to say: **Rabanaa aatinaa fid-dunyaa hasanatah, wa fil- Aakhirati hasanah, wa qinaa 'athaab an-Naar."**

"Our Lord give us good in this world, and good in the Hereafter, and save us from the torment of the Fire."

[Surah al-Baqarah (2):201].

After completing the seventh circuit, pray two rak'ahs behind the Station of Ibraheem (Maqaam Ibraheem) if it is possible, even if you are a little far away from it. Otherwise pray at any other place within the Sacred Masjid.



- A Guide to Hajj, 'Umrah and Visiting the Prophet's (ﷺ) Mosque.
- The Permanent Committee of Islamic Research and Fatwaa.

11



https://telegram.me/rasael_amaratia1





Hajj Step by Step

The Performance of the 'Umrah (6)

You should then proceed to the mount of Safaa and ascend it (1), reciting the saying of Allah:

{ إِنَّ الصَّافَا وَالْمَزْوَةَ مِنْ شَعَائِرِ اللَّهِ فَمَنْ حَجَّ الْبَيْتِ أَوْ اعْتَمَرَ فَلَا جُنَاحَ عَلَيْهِ أَنْ يَطَّوَّفَ بِهِمَا وَمَنْ تَطَوَّعَ خَيْرًا فَإِنَّ اللَّهَ شَاكِرٌ عَلِيمٌ }

Then you should face the Ka'bah, praise Allah, raising your hand in the way done when making du'aa, and then say the takbeer **(Allahu Akbar)** three times.

Then make supplication to Allah, repeating your supplication three times, as is the Sunnah.

Then say:

Laa ilaaha ill-Allah, wahdahu la shareeka lah.

La- hul mulk wa lahul hamd, wa Huwa 'alaa kulli shay`in qadeer.

Laa ilaaha ill-Allahu wahdah, anjaza wa'dah, wa nasara 'abdah, wa hazam al-ahzaaba wahdah."

"There is no god worthy of worship except Allah, Who is without partner. His is all Dominion and His is all Praise, and He has Power over everything.

There is no god worthy of worship except alone.

He fulfilled His promise, supported His slave, and defeated the parties (of the unbelievers) alone."



A Guide to Hajj, 'Umrah and Visiting the Prophet's (ﷺ) Mosque.

▪ **The Permanent Committee of Islamic Research and Fatwaa.**

12



https://telegram.me/rasael_amaratia1





Hajj Step by Step

The Performance of the 'Umrah (7)

You then descend from Safaa and do the Sa'y of the 'Umrah seven times.

13

Increase your pace between the two green posts, but otherwise walk at a normal pace before and after them.

Then you climb Marwah, praise Allah, and do as you did at Safaa.

There are no specific supplications for the Tawaaf and Sa'y. The worshipper may praise Allah, or supplicate Him in his own words, or he may recite portions of the Qur'an, paying special attention to the supplications that the Prophet (ﷺ) recited at specific places when performing these rites.



the Prophet's (ﷺ) Mosque.
The Permanent Committee of
Islamic Research and Fatwaa.



Hajj Step by Step

The Performance of the 'Umrah (8)

After the Sa'y, end your 'Umrah by shaving or shortening your hair.

After this, the prohibitions pertaining to the state of Ihraam are lifted, and you may now resume your normal activities.

If you are doing Hajj al-Tamattu', then it is preferable to shorten your hair, so that you leave the shaving of the hair for the act of going out of the rites of Hajj.

If you are doing Hajj al-Tamattu' or Qiraan, the sacrifice of a sheep, one-seventh of a camel, or one-seventh of a cow is obligatory on you. You should slaughter it on the day of Sacrifice (the 10th of Dhul-Hijjah).

If you cannot afford this sacrifice, it is obligatory on you to fast ten days: three days during the Hajj and seven after returning home.



the Prophet's (ﷺ) Mosque.
The Permanent Committee of
Islamic Research and Fatwaa.

14



https://telegram.me/rasael_amaratia1



Hajj Step by Step

The Performance of the Hajj (1)

If you are performing Hajj al-Ifraad or Hajj al-Qiraan, you should enter into

Ihraam at the station of Ihraam (i.e. the Meeqaat) that lies on your way to Makkah. However, if you live in a place that lies between the Meeqaat and Makkah, then you should enter into your Ihraam for the type of Hajj you intend from your place of residence.

If you are performing Hajj at-Tamattu', you should make Ihraam for 'Umrah from the Meeqaat through which you come to Makkah, then you should make the Ihraam for Hajj from your residence in Makkah on the Day of Tarwiyah, which is the 8th of Dhul-Hijjah. Perform ghusl, perfume yourself, if possible, and put on the two garments of Ihraam.




- A Guide to Hajj, 'Umrah and Visiting the Prophet's (ﷺ) Mosque.
- The Permanent Committee of Islamic Research and Fatwaa.

15



https://telegram.me/rasael_amaratia1





Hajj Step by Step

The Performance of the Hajj (2)

After putting on Ihraam, make your niyyah (intention) by saying:

“Labbayka Hajjan.”

“I answer your call with Hajj.”

“Labbayk Allahumma labbayk.

**Labbayk la shareeka laka
labbayk. Innal hamda wan ni'mata
laka wal mulk. La shareeka lak.”**

**“Here I am at Your service O Lord,
here I am. Here I am. There is no
partner to You. Here I am. Truly,
all praise and favour is Yours, as
well as all dominion. There is
no partner to You.”**



the Prophet's (ﷺ) Mosque.
The Permanent Committee of
Islamic Research and Fatwaa.

16



https://telegram.me/rasael_amaratia1





Hajj Step by Step

The Performance of the Hajj (3)

17

Then you should go to Mina, where you pray the Dhuhr, 'Asr, Maghrib, 'Isha and Fajr prayers at their specific times, shortening those prayers which are four rak'ahs to two, but without combining them.

When the sun rises on the 9th of Dhul-Hijjah, proceed towards 'Arafaat in a dignified manner and without harming your fellow pilgrims. At 'Arafaat, pray the Dhuhr and 'Asr prayers, shortening them as well as combining them during the time of Dhuhr, with one athaan and two iqamahs (one iqamah for each prayer).



- A Guide to Hajj, 'Umrah and Visiting the Prophet's (ﷺ) Mosque.
- The Permanent Committee of Islamic Research and Fatwaa.





Hajj Step by Step

The Performance of the Hajj (4)

18

Make sure that you are within the boundaries of 'Arafaat.

Recite the praise of Allah and offer supplications to Him facing the Qiblah with your hands raised, following the practice of the Prophet Muhammad (ﷺ).

This act of standing may be done anywhere in 'Arafaat, as the whole plain is designated as place of standing. Remain at 'Arafaat until after sunset.



- A Guide to Hajj, 'Umrah and Visiting the Prophet's (ﷺ) Mosque.
- The Permanent Committee of Islamic Research and Fatwaa.





Hajj Step by Step

The Performance of the Hajj (5)

19

When the sun has set, proceed towards Muzdalifah in a peaceful and dignified manner, reciting the talbiyah. Do not harm or cause any discomfort to your fellow Muslims.

When you arrive at Muzdalifah, pray the Maghrib and 'Isha prayers combined, shortening the 'Isha prayer to two rak'ahs.

Stay at Muzdalifah until you have prayed the Fajr prayer, and remain there until the brightness of the morning becomes apparent. Mention Allah and supplicate to Him much after the Fajr prayer while facing the Qiblah and raising your hands, following the practice of Prophet Muhammad (ﷺ).




- A Guide to Hajj, 'Umrah and Visiting the Prophet's (ﷺ) Mosque.
- The Permanent Committee of Islamic Research and Fatwaa.



https://telegram.me/rasael_amaratia1





Hajj Step by Step

The Performance of the Hajj (6)

20

Then proceed to Mina before sunrise and continue saying the talbiyah while going. If the pilgrim is among the people with an excuse, such as women or weak individuals, it is permissible for them to proceed to Mina at any time after midnight.

In Muzdalifah, pick up only seven pebbles to throw at the stone pillar (Jamrah) of 'Aqabah. The remaining pebbles can be picked up at Mina. There is no harm even if the seven pebbles to be thrown at the stone pillar of 'Aqabah are also picked up at Mina.



- A Guide to Hajj, 'Umrah and Visiting the Prophet's (ﷺ) Mosque.
- The Permanent Committee of Islamic Research and Fatwaa.



https://telegram.me/rasael_amaratia1





Hajj Step by Step

The Performance of the Hajj (7)

When you arrive at Mina
do the following:

- (a) Throw the seven pebbles at the stone pillar of 'Aqabah (this is the one nearest to Makkah). Throw the pebbles one after the other, saying: " Allahu Akbar " with each throw.
- (b) If you are required to sacrifice an animal, slaughter your sacrificial animal. You may eat some of the meat and distribute the rest to the needy.
- (c) Shave your head or cut some of your hair. Shaving is preferable for men, while for women the length of a fingertip of their hair is to be cut.

The above-mentioned order of doing things is preferred; however, there is no harm if some of them are done before others.



- A Guide to Hajj, 'Umrah and Visiting the Prophet's (ﷺ) Mosque.
- The Permanent Committee of Islamic Research and Fatwaa.

21



https://telegram.me/rasael_amaratia1





Hajj Step by Step

The Performance of the Hajj (8)

22

After you have thrown the pebbles and shaved or cut some of your hair, the prohibitions of Ihraam are lifted, except the prohibition of having sexual intercourse with one's spouse.

This is the first tahallul (the act of leaving the state of Ihraam and returning to one's normal state).

You may now wear your usual clothes.



■ A Guide to Hajj, 'Umrah and Visiting the Prophet's (ﷺ) Mosque.
■ The Permanent Committee of Islamic Research and Fatwaa.





Hajj Step by Step

The Performance of the Hajj (9)

You should then proceed to Makkah and perform the Tawaaf al-Ifaadah (the Tawaaf which is one of the essential rites of the Hajj).

If you are doing Hajj at-Tamattu', you should also perform the Sa'y.

If you are performing the Ifraad or Qiraan and you have performed the Sa'y with Tawaaf al-Qudoom (the Tawaaf of arrival at Makkah), you do not have to make another Sa'y.

After this, all the prohibitions of Ihraam are lifted, including having sexual relations with your spouse

It is permissible to delay the Tawaaf al-Ifaadah and Sa'y until after the days spent at Mina are over.




- A Guide to Hajj, 'Umrah and Visiting the Prophet's (ﷺ) Mosque.
- The Permanent Committee of Islamic Research and Fatwaa.

23



https://telegram.me/rasael_amaratia1





Hajj Step by Step

The Performance of the Hajj (10)

24

After performing your Tawaaf al-Ifaadah and Sa'y on the day of Sacrifice, return to Mina and spend there the nights preceding:

- the 11th,
- the 12th and
- the 13th days of Dhul-Hijjah

(the three days following the day of Sacrifice which are known as the Days of Tashreeq).

There is no harm if you hasten and leave on the 12th day of Dhul-Hijjah.





Hajj Step by Step

The Performance of the Hajj

25

After the zawaal (midday) in the afternoon of each of the two or three days of your stay in Mina, stone each of the three pillars (Jamaraat) starting with the first pillar (that is the one that is farthest from Makkah), followed by the middle pillar, and lastly the pillar of 'Aqabah.

Throw seven pebbles, one after the other, at each of these pillars saying: "Allahu Akbar" with each throw.

After stoning each of the first and the second pillars, pause for a while and ask Allah whatever you wish while facing the Qiblah and raising your hands. However, do not pause to supplicate after stoning the third Jamrah.



- A Guide to Hajj, 'Umrah and Visiting the Prophet's (ﷺ) Mosque.
- The Permanent Committee of Islamic Research and Fatwaa.





Hajj Step by Step

The Performance of the Hajj

26

If you stay in Mina for only two days, you must leave Mina before the sun sets on the second day.

If the sun should set before you are able to depart from Mina, then you would have to remain in Mina for the third night and throw the pebbles again the next day.

In any event, it is preferable to remain in Mina for three nights.

It is permissible for the sick and the weak to assign someone to throw the pebbles for them. The substitute first throws his own pebbles, and then, while at the same pillar, throws the pebbles of the person that assigned him.





Hajj Step by Step

The Performance of the Hajj

27

When you decide to return to your country or home after completing the rites of Hajj, you must perform the farewell Tawaaf (Tawaaf al-Wadaa') before leaving Makkah.

None are excused from this except women who are experiencing their menstrual cycle or postpartum bleeding.



- A Guide to Hajj, 'Umrah and Visiting the Prophet's (ﷺ) Mosque.
- The Permanent Committee of Islamic Research and Fatwaa.



https://telegram.me/rasael_amaratia1

