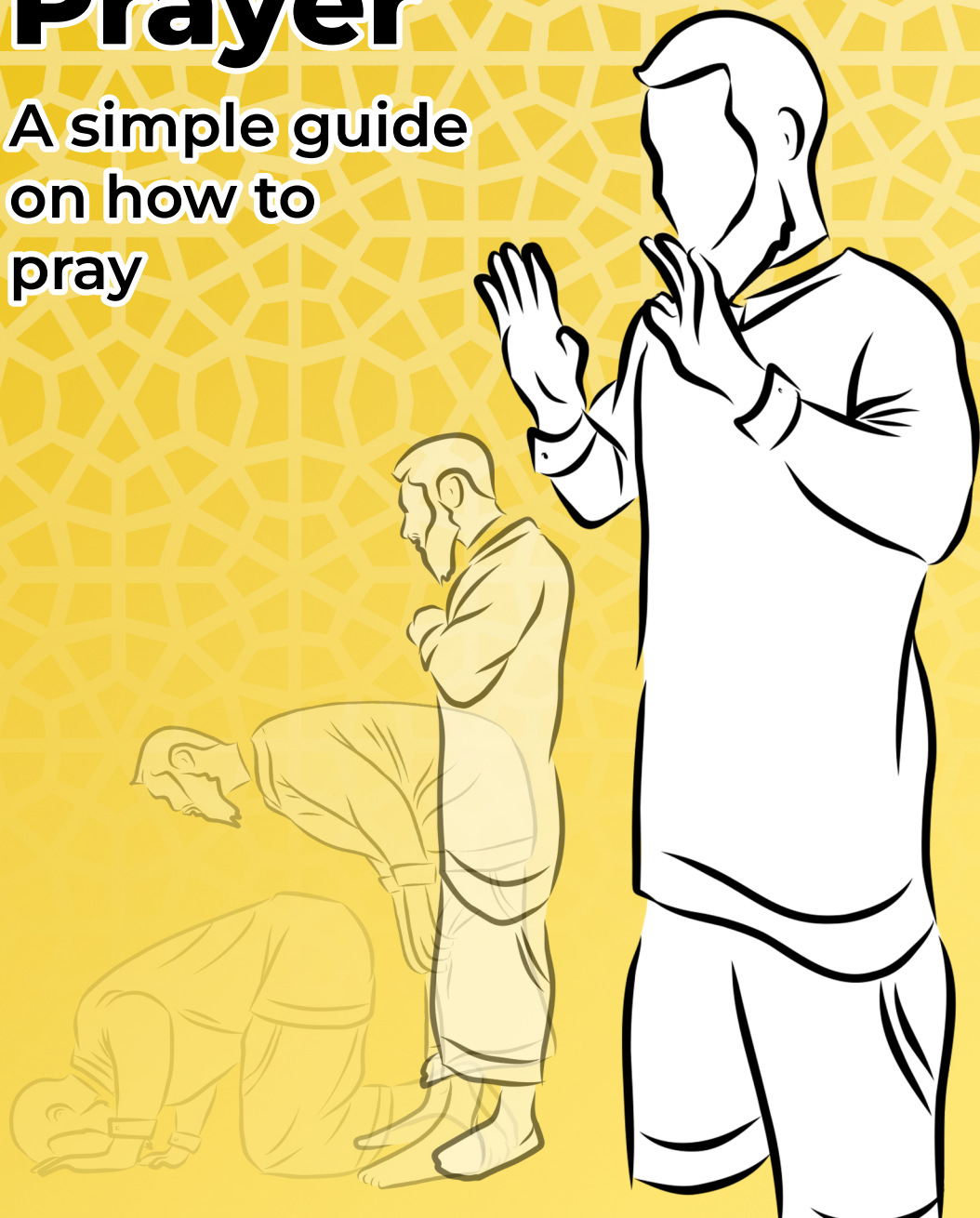


The Muslim's Prayer

A simple guide
on how to
pray



The Muslims' Prayer booklet is an initiative designed to provide new Muslims with the basic knowledge regarding prayer, so that they may establish them and fulfil the 2nd pillar of Islām.

This guide to prayer in booklet form is accompanied by an instructional video which will serve as a guide until the prayer has been learnt by the individual. The video is accessible by way of QR Code and offers quality educational content.

The My Prayer book will be available for FREE to individuals and at cost to organizations across the globe, with Allāh's permission.

This booklet is an offshoot of an initiative by Iman Projects in Australia, who originally printed and developed a whole packet around it. We found the book extremely beneficial but the websites where it was said to be available were not up and running. Since we did not know how to contact the original publishers for permission to reprint, we set out to see if we could reproduce something similar and possibly improve on what was an already impressive project.

While this work borrowed heavily from the first, it is not an exact replica. We reworked the illustrations, added explanations when necessary and made changes where we found there was room for improvement.

Note: There is scholarly disagreement about some of the details in wuḍū and ṣalāh. We have tried to our best to present to you, the beginner, a course of action that will remove you from any blame by any of the different scholarly positions.

Ṣalāh is the Most Important Pillar in Islām after the Shahādah.

Ṣalāh is the first act of worship that was made obligatory by Allāh and it is the last thing to depart from the religion. When it perishes, Islām will perish. It was made obligatory during the Prophet's ascension to the heavens, and it was made obligatory on every sane, adult Muslim.

Ṣalāh is the first action that a believer will be questioned about on the Day of Judgement. The Messenger of Allāh ﷺ said,

“The first act that the person will be accountable for on the Day of Judgement will be prayer. If it is good, then the rest of his actions will be good. And if it is deficient, then the rest of his actions will be deficient.” [Ṣaḥīḥ at-Targhīb]

The importance of ṣalāh is so great that one is ordered to observe it in all circumstances, whether one is healthy or sick, whether one prays standing, sitting or lying down, whether one is travelling or residing and whether one is safe or in fear.

Ṣalāh is our key to success in this world and in the Hereafter. Allāh says in His Glorious Book, **“Successful indeed are the believers who are humble in their prayers”** and later in the same Sūrah, **“And who pay heed to their prayers. These are the heirs who will inherit Paradise. There they will abide.”** [Sūrah al-Mu'minūn: al-Āyat: 1-2, 9-11]

The best and quickest way to learn how to pray correctly as taught to us by Prophet Muḥammad ﷺ is directly from a qualified teacher. However, this booklet is meant to be a supplement to help you learn how to observe ṣalāh. It provides a simplified, illustrated step-by-step guide to wuḍū and ṣalāh which we hope will get you up and running quickly.

For a more detailed and comprehensive explanation, please refer to your local masjid or Islāmic bookstore for an advanced book on ṣalāh. Some titles have been mentioned at the end of this book.

We ask Allāh to accept from us our actions and forgive us for our shortcomings.

DEFINITION OF ṢALĀH

The word ṣalāh in Arabic means: Du'ā or supplication. The Islāmic definition of ṣalāh is the worship of Allāh with specific actions and statements, beginning with the initial takbīr and ending with the taslīm. The prayer is one of the obligatory rites of the religion, to be performed five times a day by every obedient, adult Muslim. It is a *ṣillah* or connection between the human and the Creator.

SECOND PILLAR OF ISLĀM

Ṣalāh is the second pillar of Islām. Performing ṣalāh is the first priority after belief in the Oneness of Allāh and in the Prophethood of Muḥammad

صلى الله عليه وآله وسلم .

It is such an important pillar, that Muslims are called upon to perform this act of worship in all circumstances without fail.

WHO MUST PRAY

Prayer is obligatory upon every sane, adult Muslim. A person is considered an adult upon reaching puberty. There are four signs of puberty (any one of these signs means the person has reached puberty):

The first three are for both males and females, while the fourth is specific to females:

1. Wet dreams.
2. Pubic hair.
3. Reaching the age of 15 (lunar years).
4. Menstruation.

THE NAMES AND TIMES OF THE 5 DAILY ṢALĀH



Fajr

The Dawn Prayer

is performed after dawn and before sunrise. It consists of 2 units (raka'ah).



Dhuhr

The Noon Prayer

is performed when the sun begins to decline from the zenith point. It consists of 4 units (raka'ah).



'Aṣr

The Afternoon Prayer

is performed when a shadow is equal to the length of the object. It consists of 4 units (raka'ah).



Maghrib

The Sunset Prayer

is performed immediately after sunset. It consists of 3 units (raka'ah).



'Ishā'

The Night Prayer

is performed after the sun's color completely disappears up until the middle of the night. It consists of 4 units (raka'ah).

PRAY ON TIME

Remember, it is best to perform each of the five obligatory prayers as soon as the time has commenced, and it must not be delayed beyond its permitted time.

MISSED PRAYERS

It is not permissible for a Muslim to delay the prayer until the time for it ends, without an excuse. If someone fails to pray before the time for the prayer ends, without an excuse, then he has committed a grave sin. What he must do is repent to Allāh, may He be exalted, and resolve to always offer the prayers on time.

In the case of one who delays the prayer until the time for it ends because of an excuse, such as falling asleep or forgetting, he must offer the prayer once that excuse no longer applies.

The missed prayer must be made up as soon as it is remembered. Any made-up prayer is performed in the exact manner it is prayed during its specified time.

PRAYER CALENDARS

It is advised that you refer to an Islāmic prayer timetable published by one of the local Islāmic centers in your city for exact prayer times throughout the year.

Allāh says:

“Verily, the prayer is enjoined on the believers at fixed times.”

[Sūrah an-Nisā: al-Āyah: 103]

THE COMPULSORY AND SUNNAH PRAYERS

The following are the number of compulsory and sunnah units associated with each prayer. The highlighted boxes are obligatory.

The sunnah prayers are highly recommended, and the person will receive great reward for performing them - but no sin is incurred for skipping them.

One should perform a lot of nāfil (extra) prayers, to make up for any shortfall in the obligatory prayers.

Prayer	Before (Sunnah)	Obligatory	After (Sunnah)
Fajr	2	2*	-
Dhuhr	2 + 2	4	2 or 2 + 2
'Aṣr	2 + 2	4	-
Maghrib	2	3*	2
'Ishā'	2	4*	2

The Qur'ānic recitation of the first two units of each of the prayers which have the asterisk (*) besides them should be read aloud. All other units of these prayers and other prayers without an asterisk (*) should be recited silently.

PURIFICATION AND CLEANLINESS - ṬAHĀRAH

Purification is a very important matter in Islām. There are two types of purity: one must purify their intention for Allāh alone and one must purify their bodies and clothes before beginning the prayer.

Hygiene and cleanliness are very important aspects of a Muslim's life. One must ensure that their bodies, clothing and place of prayer are free from impurities such as urine, excrement and any other impure substances. After relieving oneself, one must clean the private parts with tissue and/or water if it is available.

It is obligatory to have a full shower, known as *ghusl*, after intimate relations between the husband and wife, after ejaculation (due to a wet dream, for example), and upon completion of a woman's menses or post-natal bleeding.

INTENTION - NIYYAH

All actions in Islām require a clear intention before performing the act, with the action to be performed purely for the sake of Allāh.

The place of the intention is the heart and is not spoken.

In the Glorious Qur'ān, Allāh states,

“Truly, Allāh loves those who turn unto Him in repentance and He loves those who purify themselves.”

[Sūrah al-Baqarah: al-Āyah 222]

The Prophet ﷺ said:

“Actions are only by intentions and every man has only that which he intended...”

[Bukhārī]

WUḌŪ' – ABLUTION



THE IMPORTANCE OF WUḌŪ'

The Prophet Muḥammad صلى الله عليه وسلم said: **“The ṣalāh of anyone of you who has invalidated his purification is not accepted unless he makes wuḏū’.”** [Bukhārī]

THE VIRTUES OF WUḌŪ'

The Prophet Muḥammad صلى الله عليه وسلم said: **“When the Muslim performs ablution and washes his face, each sin he has committed by his eyes washes away with the water. When he washes his hands, each sin his hands have committed washes away with the water - or with the last drop of water - until he becomes free of sin.”** [Mālik and others]

BEFORE DOING WUḌŪ'

- ① Relieve oneself first (if required) and then wash the private parts before performing wuḏū’.
- ② It is good practice to clean the teeth with siwāk (tooth-stick) or a toothbrush before performing wuḏū' as taught by the Prophet Muḥammad صلى الله عليه وسلم.
- ③ Before starting the actions of wuḏū' it is necessary to make your intention that washing is for the purpose of wuḏū' only.

“O you who believe! When you stand up for prayer wash your faces and your hands up to the elbows, and wipe your heads, and wash your feet up to the ankles. And if you are in the state of ritual impurity, purify yourselves (by taking a bath). But if you are either ill, travelling, have satisfied a want of nature or have had contact with women and find no water then have recourse to clean earth and wipe your faces and your hands therewith. Allāh does not want to lay any hardship upon you; rather He wants to purify you and complete His favors upon you so that you may give thanks.”

[Sūrah al-Mā'idah, al-Āyah 6]

HOW TO PERFORM WUḌŪ'

(STEP-BY-STEP)

THE FOLLOWING STEPS MUST BE OBSERVED IN ORDER (TARTĪB).

STEP 1



BEFORE WUḌŪ' Intention of making wuḌŪ' should be done in the heart, then say:

Bismillāh.
"In the Name of Allāh."

بِسْمِ اللَّهِ

STEP 2

x3



At this point it is recommended to completely wash the hands including the wrists and between the fingers (3 times).

STEP 3

x3



Rinse the mouth (3 times). Using the right hand, put a small amount of water into the mouth, swirl around, then expel.

STEP 4

x3



Sniff water into the nostrils as far as possible with the right hand, and then blow it out with left hand (3 times).

The Prophet صلی اللہ علیہ وسلم used to combine steps 3 & 4 together by sipping the water into the mouth and swirling it around then sniffing water into the nostrils and expelling the water from the mouth then the nose. It is better if one can do this.

STEP 5

x3



Wash the face from forehead to chin, and ear to ear making sure the whole face is washed (3 times).

STEP 6

x3



Wash the two hands up to and including the elbows, making sure to wash between the fingers. Begin with the right arm (3 times for each arm).

STEP 7

x1



Wipe the head with wet fingers starting at the front of one's head to the back hairline and back the same way all in one movement. (Once only.)

STEP 8

x1



Simultaneously wipe the insides of both ears with the index fingers, and the back of the ears with the thumbs (once only).

STEP 9

x3



Wash the feet including the ankles and between the toes. Begin with the right foot. (3 times for each foot).

Say:

STEP 10



Ash-hadu an lā ilāha illa llāh wa ash-hadu anna Muḥammadan 'abduhu wa Rasūluh.

"I bear witness that there is nothing worthy of worship except Allāh. And I bear witness that Muḥammad is His worshiper and Messenger."

أَشْهَدُ أَنْ لَا إِلَهَ إِلَّا اللَّهُ وَأَشْهَدُ أَنَّ مُحَمَّدًا عَبْدُهُ وَرَسُولُهُ

Then say:



Allāhumma ij-'alnī minat-tawwābīn waj-'alnī minal-mutaṭahhirīn.

"Oh Allāh, make me among those who turn in repentance to You and make me among those who purify themselves."

اللَّهُمَّ اجْعَلْنِي مِنَ التَّوَّابِينَ وَاجْعَلْنِي مِنَ الْمُتَطَهِّرِينَ

The Prophet Muḥammad صلى الله عليه وآله وسلم said:

"Whoever performs wuḍū' well then says, (the mentioned supplication); the eight gates of Paradise will be opened for him to enter through any one he wills." [Muslim]

AL-MASH (WIPING)

Wiping over footwear with wet hands instead of washing the feet is allowed, provided that the footwear has been worn after performing ablution, including washing the feet. This is allowed for one day and night from the first time of wiping, and for 3 days and nights if the person is travelling on a journey. After this time, the feet must be washed when performing wuḍū' and the period of al-mash (wiping) is restarted.

Similarly, if there is a wound in any part of the body which has to be washed in ablution, and if washing that particular part is likely to cause harm, it is permissible to wipe the dressing of the wound with a wet hand.

Wiping over the head cover is for men and women alike. It is permissible to wipe over anything worn on the head and it is difficult to take it off. Such as a man's turban, or a woman's scarf and overhead dress; the need for (this concession) is greater than in the case of footwear.

ACTIONS THAT NULLIFY WUḌŪ'

Wuḍū' is broken and must be redone before praying if any of the following acts occur:

1. Passing wind.
2. Passing urine or excrement.
3. Deep sleep, whereby one loses awareness.
4. Unconsciousness or intoxication.
5. Intimate relations between husband and wife or ejaculation (due to a wet dream, for example). A full shower known as *ghusl* is required in this situation. Also, the exiting of pre-sperm; this requires one to wash their private parts and make wuḍū'.
6. Touching the private parts with the hand and fingers without a barrier.
7. Eating camel meat.

Scholars disagree whether the last two actions nullify wuḍū' or not; it is safer to make wuḍū' because of them.

If a person forgets whether they have nullified their wuḍu' or not, then their wuḍu' is NOT nullified (regardless of whether the person is praying or not) until they are certain that they have nullified their ablution through one of the acts listed above.

MISTAKES IN WUḌŪ'

- One of the most common mistakes in wuḍū' is not washing the hands when washing the arms and sufficing with washing them in the beginning of wuḍū'. What is correct is to wash them at the time of washing the arms up to the elbows even if you washed them in the beginning of wuḍū'. This is because washing them in the beginning of wuḍū' is recommended and washing them with the arms is obligatory.

- Not swirling water in the mouth and sniffing water in the nose because this is part of the face that is commanded to be washed.

- Being negligent in washing the elbows when washing the arms and ankles when washing the feet and there has come a threat regarding that. The Prophet ﷺ said, **“Woe to the heels from the fire, exaggerate in wuḍū’.”** [Muslim]

- Another common mistake in wuḍū' is washing the parts more than three times. This is in opposition to the Sunnah.

- An important mistake made when performing wuḍū' is being wasteful with water. Allāh ﷻ says, **“Do not be wasteful, indeed He does not love the wasteful.”** [Sūrah al-A'raf: al-Āyah 31]

- Not removing anything which prevents the water from reaching the body parts; this includes nail polish for women.

Note:

A menstruating or post-natal woman must not pray as long as blood is visible. Her missed prayers do not have to be made up.

ŞALĀH - PRAYER



BEFORE YOU BEGIN THE PRAYER:

Before you begin the prayer, you must ensure you fulfill the following requirements (where possible):

- ① Wearing the correct clothing that covers the *awrah*.
A *man* must cover the front and back of his body between his navel and knees, as well as both his shoulders when praying. The garments must be loose and non-transparent.
A *woman* must cover her entire body, except for her hands and face. The garments must be loose and non-transparent.
- ② Ensuring one's body, clothing, and place of prayer is free from impurities.
- ③ Being in a state of purity. i.e. to have wuḍū' (ablution) The Prophet ﷺ said: "**Allāh does not accept prayer without purity.**" [Muslim]
- ④ Being certain that the time for the prayer has started. Allāh says: "**Verily, the prayer is enjoined on the believers at fixed times.**" [Sūrah an-Nisā: al-Āyah 103]
- ⑤ Facing the *qiblah* - direction of the Ka'bah. Wherever a Muslim is in the world, they must face towards Makkah for prayer. There are special compasses and apps designed to help you find the *qiblah* direction.
- ⑥ Praying towards a *sutrah*, some sort of partition that prevents others from passing directly in front of you, when alone. The *sutrah* of the imām is sufficient for those following.

HOW TO PERFORM ṢALĀH (STEP-BY-STEP)

PERFORMING THE FIRST RAK'AH (UNIT) OF PRAYER.

After facing the *qiblah*, the person should make their intention in their heart about the particular obligatory or optional prayer they intend to perform.

STEP 1



In the standing position, raise both hands so that your fingertips are in line with the shoulders or ears. Your palms should be facing outward. Then say:

الله أكبر

Allāhu Akbar!

Allāh is the Greatest!


STEP 2

Place your hands on your chest, with the right hand over the left. Then say the opening supplication (du'ā al-istiftāh):

سُبْحَانَكَ اللَّهُمَّ وَبِحَمْدِكَ وَتَبَرَّكَ اسْمُكَ وَتَعَالَى جَدُّكَ وَلَا إِلَهَ غَيْرُكَ

Subhānak Allāhumma wa bi-ḥamdika, wa tabaraks muka, wa ta'ālā jadduka, wa lā ilāha illa ghayruka.

“Glory be to you O Allāh! And for You is the praise. Blessed is Your Name and Exalted is Your Majesty. None has the right to be worshiped except You.”




STEP 3

Then say;

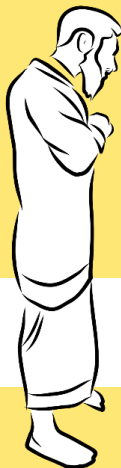
أَعُوذُ بِاللَّهِ السَّمِيعِ الْعَلِيمِ مِنَ الشَّيْطَانِ الرَّجِيمِ مِنْ هَمَزِهِ وَنَفْخِهِ وَنَفْثِهِ

A'ūdhu billāhis-Samī' il-'Alīm minash-shayṭānir-rajīm min hamzihi, wa nafkhihi wa nafdhih.

“I seek refuge with Allāh from Satan the accursed, from his suffocation, his arrogance and his poetry.”



RECITE SŪRAT AL-FĀTIḤAH



1. بِسْمِ اللّٰهِ الرَّحْمٰنِ الرَّحِیْمِ

Bismillāhir-Raḥmānir-Raḥīm.

“In the name of Allāh, the Full of Mercy, the Bestower of Mercy.”

2. الْحَمْدُ لِلّٰهِ رَبِّ الْعَالَمِیْنَ

Al-ḥamdu lil-lāhi Rab-bil 'ālamīn.

“All praise belongs to Allāh the Lord of all creation.”

3. الرَّحْمٰنِ الرَّحِیْمِ

Ar-Raḥmānir-Raḥīm.

“The Full of Mercy, the Bestower of Mercy.”

4. مٰلِکِ یَوْمِ الدِّیْنِ

Māliki Yawmid-Dīn.

“Master of the Day of Judgement.”

5. اِیَّاكَ نَعْبُدُ وَاِیَّاكَ نَسْتَعِیْنُ

Iy-yāka na'budu wa iy-yāka nasta'īn.

“You alone we worship and You alone we ask for help.”

6. اِهْدِنَا الصِّرَاطَ الْمُسْتَقِیْمَ

Ihdinas-sirāṭal mustaqīm.

“Guide us to the straight path.”

7. صِرَاطَ الَّذِیْنَ اَنْعَمْتَ عَلَیْهِمْ

Sirāṭal-ladhīna anamta 'alayhim,

“The way of those whom You have favoured,”

غَیْرِ الْمَغْضُوْبِ عَلَیْهِمْ

ghayril maghḍūbi 'alayhim,

“not the way of those who have earned Your anger,”

وَالَّذِیْنَ ضَلَّوْا

wa laḍ-ḍāl-līn.

“nor of those who have gone astray.”

Then the imām and the follower say out loud:

آمِیْن

Āmīn.

“Oh Allāh answer our prayer!”

STEP 5

Recite another chapter from the Qur'ān if this is the 1st or 2nd rak'ah (unit); refer to the end of this booklet for some short chapters from the Qur'ān.

In the 3rd and 4th rak'ah (unit), only recitation of al-Fātiḥah is required.

STEP 6

In the standing position, raise both hands as in Step 1.
Then say:

الله أكبر
Allāhu Akbar!
Allāh is the Greatest!



STEP 7

You should now be in the bowing (ruku) position, hands on your knees
Say:

سُبْحَانَ رَبِّيَ الْعَظِيمِ
Subḥāna Rab-biyal 'Adhīm.
Glory be to my Lord the Supreme.

x3 Say this 3 times.



STEP 8



As you are standing up from bowing, raise your hands and say:

سَمِعَ اللَّهُ لِمَنْ حَمِدَهُ

Sami'-Allāhu li-man ḥamidah.

Allāh listens to those who praise Him.

STEP 9

Once you have returned to the standing position, say:

رَبَّنَا وَلَكَ الْحَمْدُ

Rab-banā wa lakaḥ ḥamd.

Our Lord, and to You belongs the praise.



Here, the Scholars differ over where to place the hands once one has stood back up. Some say the hands are to be placed on the sides and others say they should go back on the chest, right over left, as they were before bowing. If Allāh wills, with further studies, you will determine which position is best supported by the evidence.

At this beginner level, one should ask their teacher which is the strongest opinion and follow that. One should not argue with others who may take another opinion considered valid by qualified jurists.

STEP 10


Next you go into the prostration (sujūd) position as described below, saying:

الله أكبر

Allāhu Akbar!
Allāh is the Greatest!

Important: In the prostration position (sujūd), ensure:

1. The nose and forehead are touching the ground.
2. The two palms are on the floor with fingers together.
3. The two knees are on the floor.
4. The toes of both feet are upright and not laying flat on the floor.



In the sujūd position say the following 3 times:

سُبْحَانَ رَبِّيَ الْأَعْلَى

Subhāna Rab-biyal 'Alā.
Glory be to my Lord Most High.

Say this 3 times.

x3

Next you come up into the sitting position, saying:

STEP 11

الله أكبر

Allāhu Akbar!
Allāh is the Greatest!



In this position, sit on the left thigh, with the left foot along the ground and the right foot upright. The toes of the right foot should be facing the *qiblah* and the hands should be placed on the knees.

In the sitting position say the following:

رَبِّ اغْفِرْ لِي. رَبِّ اغْفِرْ لِي.


Rabbighfirli. Rabbighfirli.
Oh Allāh, forgive me. Oh Allāh, forgive me.

STEP 12

Next you go into the prostration (sujūd) position for a second time as described in step 9. As you go into this position say:

الله أكبر

Allāhu Akbar!
Allāh is the Greatest!



In the sujūd position say the following 3 times:

سُبْحَانَ رَبِّيَ الْأَعْلَى

Subḥāna Rab-biyal 'Alā.
Glory be to my Lord Most High.

Say this 3 times.

x3

The first unit is now complete.
It is time to perform the second unit.

PERFORMING THE SECOND OR FINAL RAK'AH (UNIT) OF PRAYER.

STEP 1

Sit back briefly and then stand up. As you are coming up say:

الله أكبر

Allāhu Akbar!
Allāh is the Greatest!



STEP 2

Repeat steps 3 to step 11 from the first rak'ah (unit) of prayer.



STEP 3



After step 12 say:

الله أكبر

Allāhu Akbar!
Allāh is the Greatest!

Then go into the sitting position. At this point raise your index finger on your right hand.

Now recite the following:

STEP 3

CONTINUED



1. التَّحِيَّاتُ لِلَّهِ وَالصَّلَوَاتُ وَالطَّيِّبَاتُ

At-taḥiy-yātu lil-lāhi waṣ-ṣalawātu waṭ-ṭay-yibātu.

“All compliments, prayers and pure words are due to Allāh.”

2. السَّلَامُ عَلَيْكَ أَيُّهَا النَّبِيُّ

As-salāmu alayka ay-yuhan nabiy-yu,

“Peace be upon you O Prophet,”

3. وَرَحْمَةُ اللَّهِ وَبَرَكَاتُهُ

wa Raḥmatul-lāhi wa barakātuh,

“and the mercy of Allāh and His blessings.”

4. السَّلَامُ عَلَيْنَا وَعَلَىٰ عِبَادِ اللَّهِ الصَّالِحِينَ

As-salāmu 'alaynā wa 'alā 'ibādil-lāhiṣ ṣāliḥīn.

“Peace be upon us and on the righteous worshipers of Allāh.”

5. أَشْهَدُ أَنْ لَا إِلَهَ إِلَّا اللَّهُ

Ash-hadu al-lā ilāha illal-lāh,

“I bear witness that there is nothing worthy of worship except Allāh,”

6. وَأَشْهَدُ أَنَّ مُحَمَّدًا عَبْدُهُ وَرَسُولُهُ

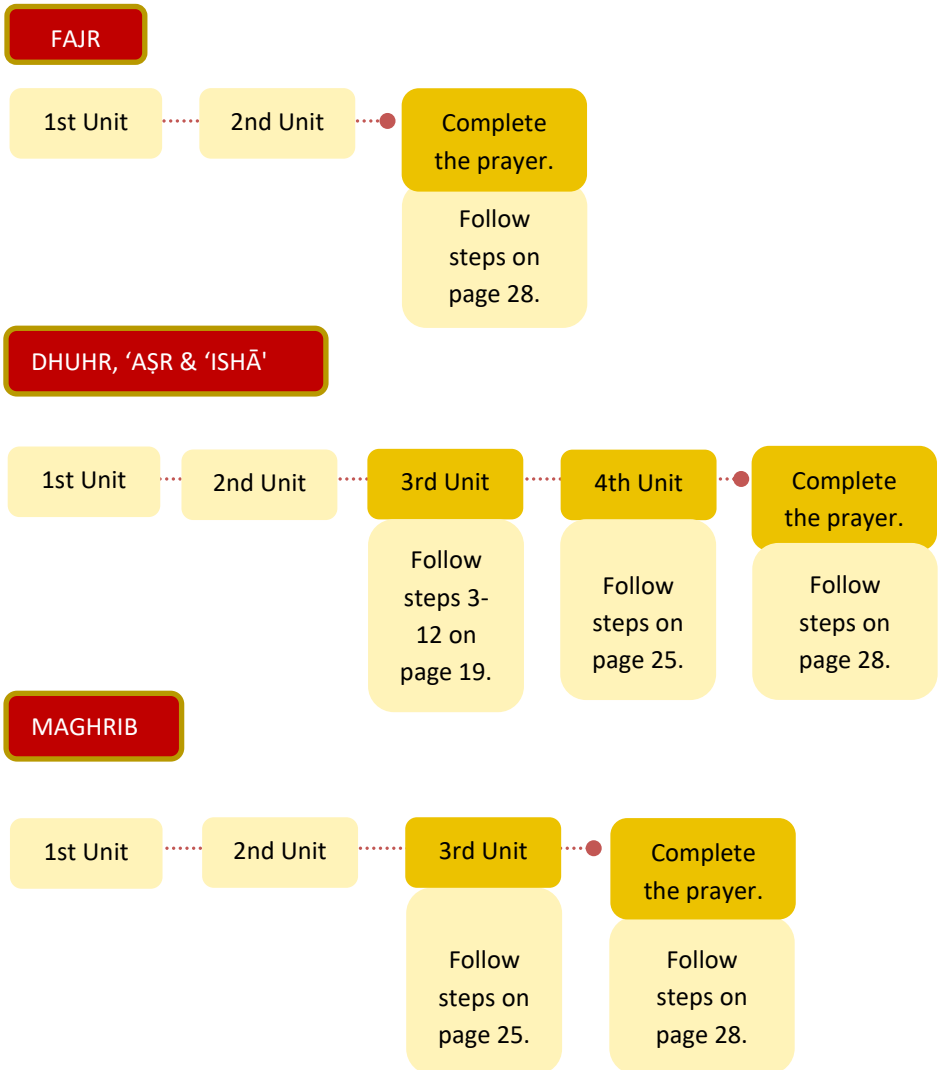
wa ash-hadu anna Muḥammadan 'abduhu wa Rasūluh.

“and I bear witness that Muḥammad is His Worshiper and His Messenger.”

WHAT TO DO NEXT?

You have now completed the first and second rak'ah (units). What you do next will depend on which prayer you are performing. i.e. how many rak'ah (units) you are performing.

Use the chart below to know what your next step is.



COMPLETING THE PRAYER

STEP 1



1. اللَّهُمَّ صَلِّ عَلَى مُحَمَّدٍ

Allāhum-ma ṣalli 'alā Muḥammad

“Oh Allāh, send prayers upon Muḥammad”

2. وَعَلَى آلِ مُحَمَّدٍ

wa 'alā āli Muḥammad

“and upon the family of Muḥammad”

3. كَمَا صَلَّيْتَ عَلَى إِبْرَاهِيمَ

kamā ṣalyta 'alā Ibrāhīm

“as You sent prayers upon Ibrāhīm”

4. وَعَلَى آلِ إِبْرَاهِيمَ

wa 'alā āli Ibrāhīm,

“and upon the family of Ibrāhīm,”

5. إِنَّكَ حَمِيدٌ مَجِيدٌ

In-naka ḥamidun Majīd.

“Indeed, You are Praiseworthy, Most Glorious.”

6. وَبَارِكْ عَلَى مُحَمَّدٍ

Wa bārik 'alā Muḥammad

“And send Your blessings upon Muḥammad”

7. وَعَلَى آلِ مُحَمَّدٍ

wa 'alā āli Muḥammad

“and upon the family of Muḥammad”

8. كَمَا بَارَكْتَ عَلَى إِبْرَاهِيمَ

kamā bārakta 'alā Ibrāhīm

“as You sent prayers upon Ibrāhīm”

9. وَعَلَى آلِ إِبْرَاهِيمَ

wa 'alā āli Ibrāhīm,

“and upon the family of Ibrāhīm,”

10. إِنَّكَ حَمِيدٌ مَجِيدٌ

In-naka ḥamidun Majīd.

“Indeed, You are Praiseworthy, Most Glorious. “

STEP 2

Then the Prophet ﷺ would seek refuge from four things. He would say:



اللَّهُمَّ إِنِّي أَعُوذُ بِكَ مِنْ عَذَابِ الْقَبْرِ

Allāhumma ‘innī a’ūdhu bika min ‘adhābil-qabr,
O Allāh, I seek refuge in You from the punishment
of the grave,

وَمِنْ عَذَابِ جَهَنَّمَ

wa min ‘adhābi Jahannam,
from the torment of the Hellfire,

وَمِنْ فِتْنَةِ الْمَحْيَا وَالْمَمَاتِ

wa min fitnatil-Mahyā wal Mamāt,
from the trials and tribulations of life and death,

وَمِنْ شَرِّ فِتْنَةِ الْمَسِيحِ الدَّجَالِ

wa min shar-ri fitnatil Masiḥid Daj-jāl.
and from the evil affliction of the False Messiah.

Upon completion of the Tashahhud and the words that follow, the prayer is finished with the Taslīm by doing the following:

Turn your head to the right and say:

STEP 3

RIGHT SIDE



السَّلَامُ عَلَيْكُمْ وَرَحْمَةُ اللَّهِ

As-salāmu 'alaykum wa Raḥmatullāh.
May Allāh's peace and mercy be upon you.

Turn your head to the left and say:

STEP 4

LEFT SIDE



السَّلَامُ عَلَيْكُمْ وَرَحْمَةُ اللَّهِ

As-salāmu 'alaykum wa Raḥmatullāh.
May Allāh's peace and mercy be upon you.

The ṣalāh (prayer) is now complete.

It is recommended to make supplication after the completion of the prayer and pray any sunnah prayers (where applicable).

SUPPLICATION AFTER PRAYER



x33

سُبْحَانَ اللَّهِ

Subhān Allāh.
Glory be to Allāh.

x33

الْحَمْدُ لِلَّهِ

Al-ḥamdu lil-lāh.
Praise be to Allāh.

x33

اللَّهُ أَكْبَرُ

Allāhu Akbar.
Allāh is the Greatest.

That is 99. Make it one hundred by saying the following:



لَا إِلَهَ إِلَّا اللَّهُ وَحْدَهُ لَا شَرِيكَ لَهُ لَهُ الْمُلْكُ وَلَهُ الْحَمْدُ
وَهُوَ عَلَى كُلِّ شَيْءٍ قَدِيرٌ

**Lā ilāha illal-lāh waḥdahu lā sharīka lahu, lahu-l-mulku wa lahu-l-ḥamdu
wa huwa ‘alā kul-li shay-in qadīr.**

"There is nothing worthy of worship except Allāh alone without partners, to Him belongs the kingdom and to Him belongs all praise, and He is Powerful over everything."

COMMON MISTAKES IN PRAYER

1. Neglecting to take a *sutra* for the imām or the one praying alone.
2. Women praying with their feet uncovered.
3. Exaggerating in spreading the feet or bringing them close together in the standing position.
4. Audibly pronouncing the intention.
5. Tucking up the garments in Ṣalāh.
6. Raising the hands too high or not high enough when making the takbīrs.
7. Raising one’s vision to the sky and not looking at the place of prostration.
8. Covering one’s mouth in Ṣalāh.
9. Not making rukū’ properly by not bending one’s back straight or going too low.
10. Spreading one’s arms like a dog in prostration.
11. Spreading out too far in sujūd or not going out far enough and having one’s stomach touch one’s thighs.
12. Not placing one’s nose and forehead on the ground together.
13. Lifting one’s feet off the ground during prostration.
14. Sitting in *tashahhud* like the sitting of a dog.
15. Not turning one’s phone on silent during the prayer and disturbing your ṣalāh and the ṣalāh of others.
16. Praying quickly like the pecking of a chicken.
17. Moving before the imām, at the same time as him or delaying following him.
18. Interlacing one’s fingers while going out to and waiting for ṣalāh, for it is the seat of Shayṭān.

NULLIFIERS OF ṢALĀH

1. Speaking intentionally while knowing and remembering that one should not.
2. Laughing.
3. Eating and drinking.
4. Having one's *awrah* exposed and not covering it.
5. Turning away from the *qiblah* a large amount.
6. Unnecessary, continuous movements.
7. Whatever breaks wuḍū'.
8. Coming in contact with *najāsah* (impurities) and not removing it immediately.

SHORT SŪRAHS (QUR'ĀNIC CHAPTERS)

Any of the following chapters may be recited after Sūrat-ul-Fātiḥah in the first two rak'ah (units) of the prayer.

• SŪRAT-UL-KAWTHAR [Sūrah no. 108]

بِسْمِ اللَّهِ الرَّحْمَنِ الرَّحِيمِ

• Bismillāhir-Raḥmānir-Raḥīm

In the name of Allāh, the Full of Mercy, the Bestower of Mercy

1. إِنَّ أَعْطَيْنَاكَ الْكَوْثَرَ.

• Innā a'atay-nākal Kawthar.

“Indeed, We have granted you, [O Prophet], al-Kawthar.”

2. فَصَلِّ لِرَبِّكَ وَأَنْحَرْ.

• Faṣalli li-Rab-bika wan-ḥar.

“So pray to your Lord and sacrifice [for Him alone].”

3. إِنَّ شَانِئَكَ هُوَ الْأَبْتَرُ.

• Inna shāni'aka huwal abtar.

“Indeed, your enemy is the one cut off.”

SŪRAT-UL-IKHLĀŞ [Sūrah no. 112]

بِسْمِ اللّٰهِ الرَّحْمٰنِ الرَّحِیْمِ

Bismillāhir-Raḥmānir-Raḥīm.

“In the name of Allāh, the Full of Mercy, the Bestower of Mercy.”

1. قُلْ هُوَ اللّٰهُ اَحَدٌ

Qul huwal-lāhu aḥad

“Say: He is Allāh, (The) One.”

2. اللّٰهُ الصَّمَدُ

Allāhuş-Şamad

“Allāh, the Self-Sufficient Master whom all creation need.”

3. لَمْ يَلِدْ وَلَمْ يُولَدْ

Lam yalid walam yūlad.

“He neither begets, nor was He begotten”

4. وَلَمْ يَكُنْ لَهٗ كُفُوًا اَحَدٌ

Walam yakul-lahu kufuwan aḥad.

“And there is none co-equal or comparable to Him.”

SŪRAT-UL-FALAQ [Sūrah no. 113]

بِسْمِ اللَّهِ الرَّحْمَنِ الرَّحِيمِ

Bismillāhir-Raḥmānir-Raḥīm

“In the name of Allāh, the Full of Mercy, the Bestower of Mercy.”

1. قُلْ أَعُوذُ بِرَبِّ الْفَلَقِ

Qul a'ūdhu bi-rab-bil falaq,

“Say: I seek refuge with the Lord of the daybreak,”

2. مِنْ شَرِّ مَا خَلَقَ

min shar-ri mā khalaq,

“from the evil of what He has created,”

3. وَمِنْ شَرِّ غَاسِقٍ إِذَا وَقَبَ

wa min shar-ri ghāsiqin idhā waqab,

“and from the evil of the darkening (night) as it comes with its darkness,”

4. وَمِنْ شَرِّ النَّفَّاثَاتِ فِي الْعُقَدِ

wa min shar-rin naf-fāthāti fil-'uqad,

“and from the evil of those who practice witchcraft when they blow in the knots,”

5. وَمِنْ شَرِّ حَاسِدٍ إِذَا حَسَدَ

wa min shar-ri ḥāsīdin idhā ḥasad.

“and from the evil of the envier when he envies.”

SŪRAT-UN-NĀS [Sūrah no. 114]

بِسْمِ اللَّهِ الرَّحْمَنِ الرَّحِيمِ

Bismillāhir-Raḥmānir-Raḥīm.

“In the Name of Allāh, the Full of Mercy, the Bestower of Mercy.”

1. قُلْ أَعُوذُ بِرَبِّ النَّاسِ

Qul a'ūdhu bi-rab-bin nās,

“Say: I seek refuge with the Lord of Mankind,”

2. مَلِكِ النَّاسِ

Malikin nās,

“the King of mankind,

3. إِلَهِ النَّاسِ

Ilāhin nās,

“the God of mankind,”

4. مِنْ شَرِّ الْوَسْوَاسِ الْخَنَّاسِ

min shar-ril waswāsil khanās,

“from the evil of the whisperer who withdraws (when one remembers Allāh),”

5. الَّذِي يُوسْوِسُ فِي صُدُورِ النَّاسِ

alladhī yuwaswisu fī ṣudūrin nās,

“who whispers in the breasts of mankind,”

6. مِنَ الْجِنَّةِ وَالنَّاسِ

min-al jin-nati wan nās.

“from among the jinn and mankind.”

RECOMMENDED FURTHER READING:



1. *The Prophet's Prayer Described* by Shaykh al-Albānī
2. *The Prayer of the Prophet ﷺ Described with the Islamic Ruling Regarding Congregational Prayer* by Shaykh Ibn Bāz
3. *The Prophet's Prayer Described* by Shaykh 'Uthaymīn
4. *The Prophet's Prayer Described* by Shaykh Muqbil al-Wādi'ī
5. *An Explanation of the Conditions, Pillars and Requirements of Prayer* by Shaykh Muḥammad Amān al-Jāmī and Shaykh 'Abdul-Muḥsin al-'Abbād



Grand Masjid Library

For Publishing and Distribution

مكتبة المسجد الكبير للنشر والتوزيع



+1-314-771-3311

www.

www.grandislamicbooks.wordpress.com